



SPRUCE PEAK ARTS

Spruce Peak Performing Arts Center Technical Package

Revised: 3/20/20

Table of Contents

CONTACT INFORMATION.....	4
DIRECTIONS TO SPRUCE PEAK PERFORMING ARTS CENTER.....	5
From the Boston, MA Area.....	5
From the New York, NY Area.....	5
From the New Haven, CT Area.....	5
From the Montreal, QC, Canada Area.....	5
MEDICAL AND EMERGENCY INFORMATION.....	6
Nearest Hospital.....	6
Emergency Numbers.....	6
Urgent Care.....	6
Area Physicians.....	6
Area Pharmacies.....	6
AREA INFORMATION.....	7
Hotels and Lodging.....	7
Restaurants and Bars.....	7
Banks.....	7
Post Office.....	7
Vehicle Repair.....	7
Gas Stations.....	8
Hardware Stores and Lumber Yards.....	8
Music Stores.....	8
Groceries.....	8
HOUSE POLICIES.....	9
MERCHANDISE.....	11
STAGE INFORMATION.....	12
Basic Overview.....	12
Seating Capacity and Layout.....	12
Floor.....	12
Stage Dimensions.....	12
Loading Access.....	12
Soft Goods.....	12
MISCELLANEOUS HOUSE EQUIPMENT AND INVENTORY.....	16
Chairs.....	16
Music.....	16
Wardrobe.....	16
Stage.....	16
AV & Electrical.....	16
DRESSING ROOMS AND GREEN ROOM.....	17
AUDIO INFORMATION.....	17

Power.....	17
Control Location	17
Assisted Listening System.....	17
Monitor/Paging System.....	17
Production Communications.....	17
FOH Console Midas M32.....	17
Monitor Console Soundcraft Spirit.....	18
Amplifiers	18
Speakers	18
Microphones	18
Monitor Speakers	18
Microphone Stands	18
Miscellaneous.....	18
LIGHTING INFORMATION	19
Power.....	19
Dimmers	19
Control Console.....	19
Auxiliary Control.....	19
Location.....	19
Special Effects.....	19
Equipment Inventory.....	19
Accessory Inventory	20
Follow spots.....	20
Hardware.....	20
Stage Work Lights.....	20
House Lights	20
Vestibule Lights.....	20
Foot Lights and Knee Wall Lights.....	20
Color and Templates.....	20
PROJECTION INFORMATION.....	21
Projector.....	21
Model	21
Inputs.....	21
Output	21
Projection Screen	21
Input Locations.....	21
Control Specs.....	21
Control Location	21
THEATER SEATING CHART	22

CONTACT INFORMATION

Executive Director

Hope Sullivan hsullivan@sprucepeakarts.org Office: 802-760-4635

Director of Production/Chief Yay-Sayer

John Bauer jbauer@sprucepeakarts.org Office: 802-760-4646

Accountant

Maureen White mwhite@sprucepeakarts.org Office: 802-760-4647

Facilities & Stage Manager

Paula Dunnivant pdunnivant@sprucepeakarts.org Office: 802-760-4634

Lighting Engineer

Belinda Emerson bemerson@sprucepeakarts.org

Curator

Kelly Holt kholt@sprucepeakarts.org Office: 802-760-4634

Marketing and Education Manager

Julianne Nickerson jnickerson@sprucepeakarts.org Office: 802-760-4637

Associate

Hayley Fein hayley@sprucepeakarts.org Office: 802-760-4638

Marketing Associate

Meghan Reichelt mreichelt@sprucepeakarts.org Office: 802-760-4638

Ticketing Associate

Patti Spence Office: 802-760-4634

DIRECTIONS TO SPRUCE PEAK PERFORMING ARTS CENTER

From the Boston, MA Area

Take I-93 Northbound. This is a partial toll road. Exit to I-89 North, entering Vermont. Take exit 10 (Waterbury/Stowe). Turn right onto VT-100 N. Turn left onto VT 108 N/Mountain Road at three-way stop. Follow VT 108 for approximately 8 miles, before turning right into the Spruce Peak complex. Take your first left onto Hourglass Drive and the Performing Arts Center is on your right.

From the New York, NY Area

Take I-95 Northbound. This is a partial toll road. After approximately 70 miles, take exit 48 to merge onto I-91 N, passing through Massachusetts and entering Vermont. Take exit 10N to merge onto I-89 N. Take exit 10 (Waterbury/Stowe). Turn right onto VT-100 N. Turn left onto VT 108 N/Mountain Road at three-way stop. Follow VT 108 for approximately 8 miles, before turning right into the Spruce Peak complex. Take your first left onto Hourglass Drive and the Performing Arts Center is on your right.

From the New Haven, CT Area

Take I-91 Northbound. Entering Vermont, take exit 10N to merge onto I-89N. Take exit 10 (Waterbury/Stowe). Turn right onto VT-100 N. Turn left onto VT 108 N/Mountain Road at three-way stop. Follow VT 108 for approximately 8 miles, before turning right into the Spruce Peak complex. Take your first left onto Hourglass Drive and the Performing Arts Center is on your right.

From the Montreal, QC, Canada Area

Take QC-133 Southbound, entering the United States and Vermont. Continue onto I-89 S. Take exit 10 (Waterbury/Stowe). Turn right onto VT-100 N. Turn left onto VT 108 N/Mountain Road at three-way stop. Follow VT 108 for approximately 8 miles, before turning right into the Spruce Peak complex. Take your first left onto Hourglass Drive and the Performing Arts Center is on your right.

IMPORTANT NOTE: Route 108 between Jeffersonville and Stowe is narrow, winding its way between huge boulders. It is only one lane wide in spots and it is closed in the winter. Large trucks and busses get stuck in “The Notch” on a regular basis. **Do not take this road.** If you find you are in Jeffersonville, take Route 15 to Route 100 in Morrisville. It is worth the extra 30 minutes to drive around the mountain.

Please contact the Box Office if you have questions or need directions.

MEDICAL AND EMERGENCY INFORMATION

Nearest Hospital

Copley Hospital

528 Washington Hwy

Morrisville, VT

(802) 888-8888

EMERGENCY ROOM SERVICES

Emergency Numbers

DIAL 911 FOR ALL EMERGENCIES

Stowe Police Department (802) 253 7126

Stowe Fire Department (802) 253-4315

Lamoille Ambulance Services (802) 635-7724

Waterbury Ambulance Services (802) 244-5003



Urgent Care

ExpressCare Waterbury	76 McNeil Road, Waterbury Center	(802) 241-1532
-----------------------	----------------------------------	----------------

Area Physicians

Stowe Family Practice	1878 Mountain Rd #3, Stowe, VT	(802) 253-4853
-----------------------	--------------------------------	----------------

Stowe Family Dentistry	1593 Pucker Street, Stowe, VT	(802) 253-4157
------------------------	-------------------------------	----------------

Myeyedr (Optometrist)	1248 Rt 100S, Stowe, VT	(802) 253-6322
-----------------------	-------------------------	----------------

Area Pharmacies

Oscor @ Shaw's	820 RT 100S (Before I89), Waterbury, VT	(802) 241-4115
----------------	---	----------------

Rite Aid	48 Congress St. Morrisville, VT	(802) 888-2226
----------	---------------------------------	----------------

Kinney Drug	80 South Main Street, Waterbury, VT	(802) 244-8458
-------------	-------------------------------------	----------------

	90 Morrisville Plaza, Morrisville	(802) 888-5244
--	-----------------------------------	----------------

AREA INFORMATION

Hotels and Lodging

The Lodge at Spruce Peak

7412 Mountain Road

Stowe, VT 05672

(802) 760-7400 or (802) 253-3560

*Gym and Spa Services

Restaurants and Bars

Hourglass Lounge

Located in Stowe Mountain Lodge

Solstice Restaurant

Located in Stowe Mountain Lodge

For more lodging, restaurants and bars, please contact:
Hope Sullivan (802) 760 4635 hsullivan@sprucepeakarts.org

Banks

TD Bank

39 Main Street

Stowe, VT 05672

(802) 253-7368

People's United Bank

1069 Mountain Road

Stowe, VT 05672

(802) 253-8525

Union Bank

47 Park St.

Stowe, VT 05672

(802) 253-6600

Post Office

United States Post Office

105 Depot Street

Stowe, VT 05672

(802) 253-7521

The UPS Store

112 South Main Street

Stowe, VT 05672

(802) 253-2233

Vehicle Repair

Willie's Village Auto

100 Weeks Hill Rd.

Stowe, VT 05672

(802) 253-8552

*Large vehicle repair

253-AUTO

745 South Main Street

Stowe, VT 05672

(802) 253-9979

Gas Stations

Alpine Mart/Valero (Shell)

968 Mountain Road
Stowe, VT 05672
(802) 253-8932
*Diesel Available

Maplefield's at Stowe (Mobil)

14 South Main Street
Stowe, VT 05672
(802) 253-8843
*Diesel available but difficult to get to with
large vehicles

Billings Mobil

RT 100, near I-89
*Diesel available

Hardware Stores and Lumber Yards

Stowe Hardware & Drygoods

430 Mountain Rd.
Stowe, VT 05672-5186
(802) 253-7205

RK Miles

785 Sylvan Park Road
Stowe, VT 05672
(802) 253-8516

Music Stores

Guitar Sam

71 Main St
Montpelier, VT 05602
(802) 229-0295

Advance Music

75 Maple St.
Burlington VT 05401
(800) 660-8652

Groceries

Shaw's

751 Maple Street
Stowe, VT 05672
(802) 253-4793

Harvest Market

1031 Mountain Road
Stowe, VT 05672
(802) 253-3800

Mac's Market

88 South Main Street
Stowe, VT 05672-4871
(802) 253-4576

Commodities Market

512 Mountain Road
Stowe, VT 05672
(802) 253-4464

HOUSE POLICIES

Personnel: A Spruce Peak Arts Staff Member must be present in the theatre for any activity within the building.

Theatre Entrance: All artists and their personnel should enter through the single door located at the rear of the theatre.

Backstage Access: Access is limited to authorized personnel of the artist and the staff of Spruce Peak Arts. Any guests or visitors backstage must be approved by Spruce Peak Arts prior to visitation.

Parking: All performers, technical staff and artistic personnel will need to park in the G Lot (located south of the Arts Center). Any and all parking restrictions will be conveyed to the artist on the day prior of each event. The Handicap Accessible Lot just south of the Arts Center is for load-in and load-out only and may not be used by any personnel during rehearsals and performances. Please contact the Director of Production to verify parking arrangements, as busy ski/tennis weekends can change this.

Marketing and Publicity: Placement of any posters, flyers, etc. in or around Spruce Peak Arts is solely at the discretion of Spruce Peak Arts management. The artist shall not affix any materials to the building directly. All marketing materials for the event must be approved by the Executive Director and/or designated representative prior to distribution or general market release.

Telephone and Internet: Spruce Peak Arts provides high-speed internet connection via Wi-Fi throughout the facility.

Smoking: Smoking and vaping of any substance within the building of the Performing Arts Center is strictly prohibited. By Vermont Law, any smoking on the part of the artist must be done behind the Arts Center, 50' from the stage entrance and all butts must be properly disposed of.

Pyrotechnics: In accordance with Vermont fire codes, no open flame or pyrotechnics are permitted without the permission of the Fire Chief; this permission must be obtained no later than 2 weeks before the contracted event date. No internal combustion engines of any kind may be used at any time inside the facility. If your production utilizes pyrotechnics of any kind, please contact the Director of Production.

Food and Beverage: Outside food may not be brought into the theatre during any rehearsal, performance, or event without pre-approval. All backstage food and beverage must be coordinated through the Director of Production prior to the actual rental time in the facility.

House and Lobby Opening: The lobby is opened at least 1 hour prior to the scheduled time of the event, and the house is open to the patrons ½ hour prior to the scheduled time of the event. Any delay in the opening of the house, or the starting of the event, is done at the discretion of the Director of Production.

Liquor: In accordance with the liquor license and the Vermont Department of Liquor Control, no unauthorized alcohol may be brought into the facility, no alcohol provided through concessions or hospitality may be removed from the building before, during, or after the event. Also, in accordance with the Vermont Department of Liquor control a bartender is required in the presence of any alcohol.

Illegal Substances: Illegal drugs, controlled substances, and non-authorized alcoholic beverages are not permitted in or on the property at any time.

Security: Security is available at the request of the artist, and will be advanced prior to arrival.

Stage: Bolting or fastening to the stage floor is expressly forbidden. Any attaching to the stage walls must be reviewed with the Stage Manager prior to approval. No taping, nailing, etc. in the dressing rooms, green room, or backstage walls is permitted.

House Curtains: Nothing may be affixed to any of the draperies or soft goods in the Performing Arts Center.

Cables and Wiring: Any and all additional cables and wiring for lights, sound, and effects must be run safely along the floor, stage and house; in addition, cables and wiring should be taped down in the appropriate areas to maintain the safety of all parties; said safety is under the discretion of the Director of Production.

Sound Check and Rehearsal: No audience is permitted at scheduled rehearsals or sound checks without prior approval of both artist and the Director of Production /Executive Director. In addition, Spruce Peak Arts reserves the right to set the final volume levels for any sound in the facility.

Attire: Any personnel required to be in the house and/or have contact with patrons during the event, must be attired appropriately; this includes but is not limited to all black, no ripped jeans, t-shirts, etc.

Load-In Shoe Policy: During inclement weather, an “inside” and “outside” shoe policy will be put into effect in order to minimize the water and salt damage to the stage.

Cyclorama: Please take caution during load-in, load-out and other activities taking place in proximity to cyclorama. It is fragile, expensive and very easily damaged.

Breakdown and Load-Out: No breakdown of the stage or load-out may begin until the House is deemed “clear” by a member of the Spruce Peak Arts Staff. Upon load out of an event, all related equipment and material must be removed. Anything left in the building subsequent to an event without prior approval of the Director of Production will be disposed of. At the end of load out, Spruce Peak Arts staff and the visiting artists will do a joint walk through to make sure that all visiting inventory is loaded out and accounted for.

Dangerous Activity: Safety to persons and property is considered the most important rule of consideration. If at any time the well-being of staff, patrons or equipment is threatened or jeopardized, it is within the power of the Spruce Peak Arts staff to terminate these actions immediately.

MERCHANDISE

Event merchandise is sold at the discretion of the artist. If the artist chooses to sell merchandise, it will be sold in the Lobby of the Spruce Peak Performing Arts Center. Arrangements for tables, chairs, skirting, easels, power or related items can be made with the Director of Production.

The profit split of merchandise is an 80/20 split after Vermont State Tax if the performer chooses to have a member of the Spruce Peak Arts Staff act as the Seller. If the artist provides his or her own Seller, the profit split of merchandise is 85/15, unless otherwise dictated per contract.

House policy dictates that both a pre and post show count of inventory must take place; at the start of the event, and the closing of the lobby both the seller and Spruce Peak Arts Staff must sign off on profit split and inventory.

Please note that there is no in-house credit card machine available for merchandise, and the accepting of personal checks is done at the discretion of the artist.

Any inventory or material left behind after the load out of an event is subject to disposal. In addition, arrangements can be made to mail remaining inventory at the artist's expense.

STAGE INFORMATION

Please see attached Floor Plan and Section for more information.

Basic Overview

The Spruce Peak Performing Arts Center stage is an open proscenium, platform stage, equipped with a tension grid allowing easy access to the lighting positions and circuits, in addition to the ability to hang stationary scenic elements.

Seating Capacity and Layout

Seating Capacity: 417

- The seating capacity is made flexible through the arrangement of Box Seating (located both House Right and House Left) and Stage Seating.
- Box Seating may be adjusted to compensate for sight lines only under the permission of the Director of Production.

Maximum Room and Stage Occupancy: 649

Floor

The stage floor is a sprung finished wood floor, finished in a flat ebony stain. Any bolting or fastening to the stage floor is expressly forbidden.

Upon artist request, the stage floor can be completely covered with Rosco Andagio black Marley. The Marley spans the entire proscenium opening and from the downstage edge of the stage floor upstage to the cyclorama. If the Marley is to be used during a performance, Spruce Peak Performing Arts Center requests that no high-heeled shoes or tap shoes be worn by the artist.

Stage Dimensions

- Proscenium Opening: 56'4" wide by 24' high (this can be adjusted using the main drape or tracked wood panels)
- Stage Floor to bottom of Tension Grid: 26'6"
- Full Stage Width: 77'0"
- Stage Depth (Plaster Line to Back Wall): 31'0"
- Apron (Edge of stage to Plaster Line): 3'3"
- FOH Lighting Catwalk: -26'6" from the Plaster Line

Loading Access

Spruce Peak Performing Arts Center does not have a loading dock. From the parking lot, crew uses a handicap access ramp from the parking lot to the loading doors.

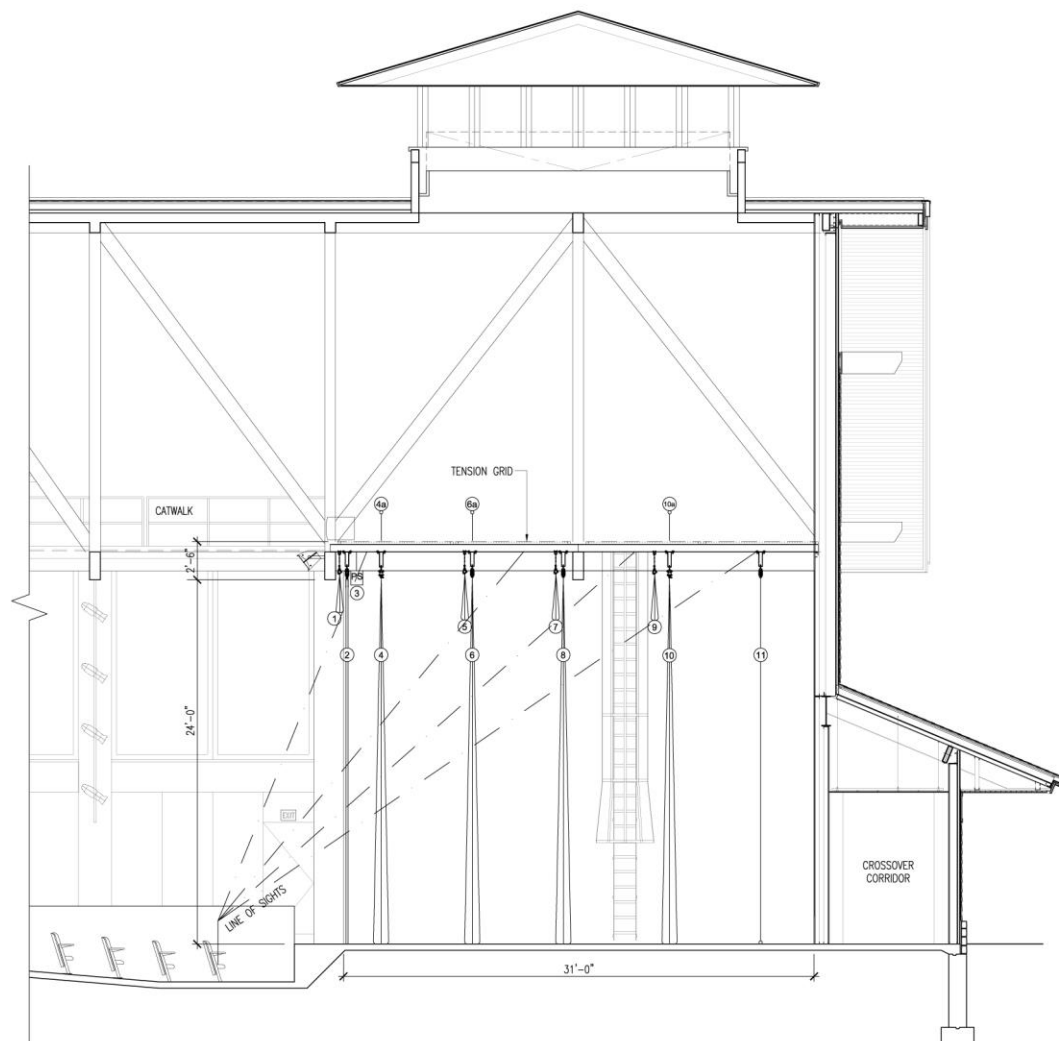
Loading access to the stage is stage left through a set of double doors (8'0" high by 6'0" wide) leading directly to the stage. Crossover access behind the stage is a corridor (7'6" wide, 59'0" long and 10'0" high) that can be used for the temporary storage of properties.

Soft Goods

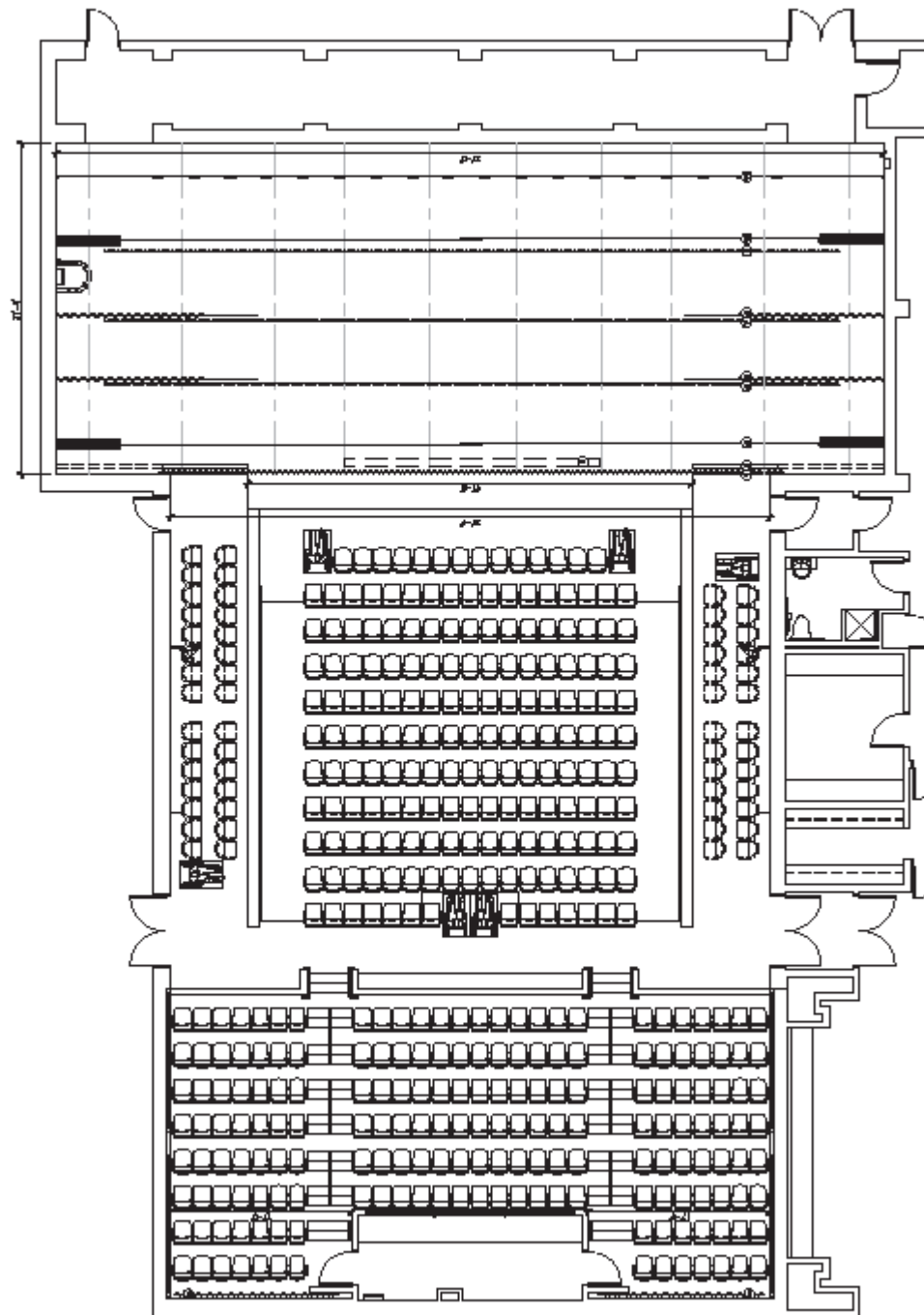
Masking is provided with dead-hung borders, two sets of black velour legs on tracks and a traveler at the rear of the stage that can serve either as masking or a black backdrop. The legs and

drop can be tracked completely off to the stage walls. In addition, a white cyclorama is located at the rear of the stage; it is also hung on a track that allows it to be stored offstage. There is a main drape that covers the full width of the proscenium.

Section View



Cat	Description	Distance from Proscenium		Size Width X Height		Fullness	Material	Color	Track Model	Track Length	Remarks
1a	Acoustic Curtains	-77'-6"	2 @ 14'-0" X 14'-0"	50%	Virtue 20 oz. Combed Cotton	Plum	T-60	28'-0"		Next to Equipment Room	
1	Valance	0'-3"	58'-0" X 2'-6"	50%	Majestic	Plum				Dead Hung Pipe	
2	Stage Panel	0'-9"	2 @ 8'-0" X 24'-0"		Wood on Metal Frame		T-60	18'-3"		Dead Hung	
3	Projection Screen	1'-0"	21'-4" X 12'-0"							Viewing Area	
4	Main Curtain	3'-0"	2 @ 36'-0" X 24'-0"	50%	Majestic	Plum	T-70	56'-0"		Dead Hung	
4a	1st Electric	3'-0"								Above Tension Grid	
5	1st Border	8'-6"	68'-0" X 3'-0"	0%	Virtue 20 oz. Combed Cotton	Black				Dead Hung Pipe	
6	1st Leg	9'-0"	14'-0" X 24'-0"	0%	Virtue 20 oz. Combed Cotton	Black	T-60	14'-0"		Dead Hung	
6a	1nd Electric	9'-0"								Above Tension Grid	
7	2nd Border	14'-6"	68'-0" X 3'-0"	0%	Virtue 20 oz. Combed Cotton	Black				Dead Hung Pipe	
8	2nd Leg	15'-0"	14'-0" X 24'-0"	0%	Virtue 20 oz. Combed Cotton	Black	T-60	14'-0"		Dead Hung	
9	3rd Border	21'-0"	68'-0" X 3'-0"	0%	Virtue 20 oz. Combed Cotton	Black				Dead Hung Pipe	
10	Rear Traveler	22'-0"	2 @ 36'-0" X 24'-0"	0%	Virtue 20 oz. Combed Cotton	Black	T-70	72'-0"		Dead Hung	
10a	3rd Electric	22'-0"								Above Tension Grid	
11	Cyc	28'-0"	64'-0" X 24'-0"	0%	White Muslin	White	T-60	64'-0"		Dead Hung	



MISCELLANEOUS HOUSE EQUIPMENT AND INVENTORY

Chairs

- Orchestra Chairs 30
- Black Chairs 28
- Stools 6 at 36"
- Stools 2 at 24"
- Box Seat Chairs 58

Music Equipment

- Yamaha C2 piano
- Music Stands 35
- Music Stand Lights 55

Wardrobe

- Coat Racks 2
- Z – Racks 4
- Ironing Boards 2
- Irons 1
- Steamers 2
- Quick Change Booth 1 (Available Upon Request)

Stage

- Risers (4'x8') 6
- Riser Heights (Leg Sets)
 - 6" 10 Sets
 - 12" 4 Sets
 - 18" 8 Sets
 - 24" 4 Sets
- (2) Beam Clamps 12 (2 Ton)
- (2) 6' A-Frame Ladders
- (1) 10' A-Frame Ladder
- (1) 30' Extension Ladder
- (6) Dollies
- (2) Hand Trucks
- (3 sets) Stairs

AV & Electrical

- (2) A/V Cart
- (10) Blue Clip Lights

For any questions or further information regarding the stage or inventory please contact the Director of Production.

DRESSING ROOMS AND GREEN ROOM

The Spruce Peak Performing Arts Center has two dressing rooms with lighted mirrors, chairs and clothing racks. Hangers, hand towels, and bath towels are provided. Two ironing boards, irons, and steamers are available for artist use.

Each dressing room has high speed internet via Wi-Fi. In addition, each dressing room is equipped with a sound system for monitoring the show in progress and a 2 channel Clear-Com intercom system.

Located in close proximity to the dressing rooms are 3 restrooms, and 1 private shower available for artist use.

The Green Room is furnished with armchairs, a couch, coffee table, microwave oven, and small refrigerator. Any items provided by hospitality will be located on tables in the Green Room, unless otherwise specified.

AUDIO INFORMATION

Power

- 120/208V, 3Ø 100A (5 wire with CamLocks)
- 6 20Amp Circuits located Stage Left
- 6 20Amp Circuits located Stage Right

Control Location

- Front of House Control Location is upper right side of the Mezzanine Seats Q8-11 and R8-11 (see Seating Chart), or the Control Booth at the located at the rear of the House.

Assisted Listening System

- Listen Technologies LT-800-972 Complete RF System with LR-4008 RF Receivers

Monitor/Paging System

- Monitors are located in backstage restrooms, dressing rooms and green room. Paging is available via the Clear-Com system panels in the dressing rooms and green room.

Production Communications

- Clear-Com MS702 2-Channel Master Station
- Clear-Com RS602 (6) 2-Channel Belt Packs, (6) Headsets
- Clear-Com KB-701 Clear-Com Stations (located in each dressing room)
- Clear-Com KB-702 Clear-Com Station (located in the Green Room)

FOH Console Midas M32

- 32 input/ 16 output

- Compression, gates, and four band parametric EQ for each channel and aux outputs.
- 31 band EQ on all outputs
- 2 Deck Denon CD Players

Monitor Console Soundcraft Spirit

- 48 input/ 12 output
- (8) Monitor mixes w/31 band eq
- 4 band, 2 sweepable parametric eq per channel

Amplifiers

- Main: (2) d&b D12
- Monitors: (2) QSC CX128 providing 8 monitor mixes

Speakers

- (4) d&B C7
- (2) d&b B2 Subwoofers
- (2) QSC KB front fills

Microphones

- (2) Shure SM 81
- (2) Shure Lavalier, temple boom OR hand-held wireless
- (1) Shure Beta 87A Wireless
- (6) Shure SM 57
- (5) Shure SM 58
- (2) Shure SM 86
- (1) Shure Beta 52
- (3) Sennheiser E604

Monitor Speakers

- (2) JBL SRX700
- (4) JBL MRX500 (biamped)
- (4) Renkus-Heinz 12" w/horns

Microphone Stands

- (10) tall triangle base
- (4) tall round base
- (6) medium round base
- (9) booms

Miscellaneous

- (2) Guitar Stands
- (1) keyboard stand

For more and questions or further information regarding the Audio Information or inventory please contact the Director of Production.

LIGHTING INFORMATION

Power

- 120/208V, 3Ø 100A (5 wire with CamLocks)*
- 6 20Amp Circuits located Stage Left
- 6 20Amp Circuits located Stage Right

Dimmers

- 166 15Amp dimmers (156 dedicated to the Stage, 10 dedicated to the House)

Control Console

- ETC ION 1000 (with dual monitors)
- 2x20 Fader Wing

Auxiliary Control

- A Net3 Radio Focus Remote is available.

Location

The primary control location is the Control Booth located at the rear of the House; however, the House and stage left are also available control positions depending on the needs of the event and the preference of the artist.

Special Effects

Ultra-Tec Radiance Hazer (wired remote, DMX control and stand-alone operation)

*Please note: this power source is not independent to Lighting.

NOTE: If a production utilizes any equipment or props that cause smoke or haze, Spruce Peak Arts will need to turn off the air handlers in the building. Use of these props are weather dependent and permission to use them will be decided day-of-show.

Equipment Inventory

<u>Instrument</u>	<u>Available Inventory</u>	<u>Wattage</u>
ETC Source 4 19°	24	575w
ETC Source 4 26°	24	575w
ETC Source 4 36°	38	575w
ETC Source 4 Zooms (25-50°)	12	575w
ETC Source 4 Par EA (w/ lens kit VNSP, NSP, MFL, WFL)	24	750w
ETC Source 4 ParNel (25-45°)	10	750w
Selecon Aurora 3-Cell Cyc Lights	5	1k

Accessory Inventory

- (30) ETC “B” Size Gobo Holders
- (10) ETC “A” Size Gobo Holders
- (12) 6.5” Donuts

Follow spots

- (2) ETC Source 4 19° (750w) with iris’, spot yokes and optional color changers, located in the FOH Catwalk.

Hardware

- (2) 6” Booms
- (6) 16’ Booms with 50lb. bases
- (2) 18’ Booms with 50lb bases
- (48) Sidearms

Stage Work Lights

Over-stage work lights are a combination of fluorescent and incandescent fixtures that are controlled by two hard switches located stage right, and at the hatch located above the control booth.

House Lights

The house lights are controlled via two separate protocols: the Paradigm system, and the lighting console in the booth. The house lights are designated dimmers 166, 168-170.

Vestibule Lights

The Vestibule lights are located in the hallway entrances to the theatre and are only controlled by the lighting console and designated dimmer 167. House policy dictates that the vestibule lights are to be on and at full at any time that the House is at full, or the doors to the House are open.

Foot Lights and Knee Wall Lights

The Foot Lights and Knee wall Lights are safety lighting located in the house and around patron seating. Vermont fire code states that these lights must remain on if there is a patron present. These lights prevent the House from entering a full black out, and are controlled via two hard switches located in the Control Booth.

Color and Templates

Spruce Peak Arts is primarily a Rosco house with a various color and gobo inventory. Spruce Peak Arts is willing to accommodate special color and template orders with advance arrangement and notice.

For more and questions or further information regarding the Lighting information or inventory please contact:

Belinda Emerson - Lighting Supervisor
emerson@sprucepeakarts.org

PROJECTION INFORMATION

Projector

There is one fixed video projector located in the Control Booth located at the rear of the House.

Model

Christie D Series LWU601i-D

Inputs

The projector is set up with inputs for various media including: VCR, DVD, Blu-Ray, HDMI, VGA, and RGB.

Output

- 6,000 ANSI Lumens
- HDTV

Projection Screen

The fixed projection screen is a Dalite Professional Electrol with a 144"x256" viewing area. Please refer to Ground Plan and Line Set Schedule for further information.

The Cyclorama located at the rear of the stage may also be used as a projection surface if the artist desires a large image.

Input Locations

- VGA: The Control Booth, House Left, or 3 locations at the front of the Stage
- RGB: The Control Booth House Left.
- HDMI: The Control Booth and via VGA adapters at the above locations.
- VCR, DVD, Blu-Ray: The Control Booth.

Control Specs

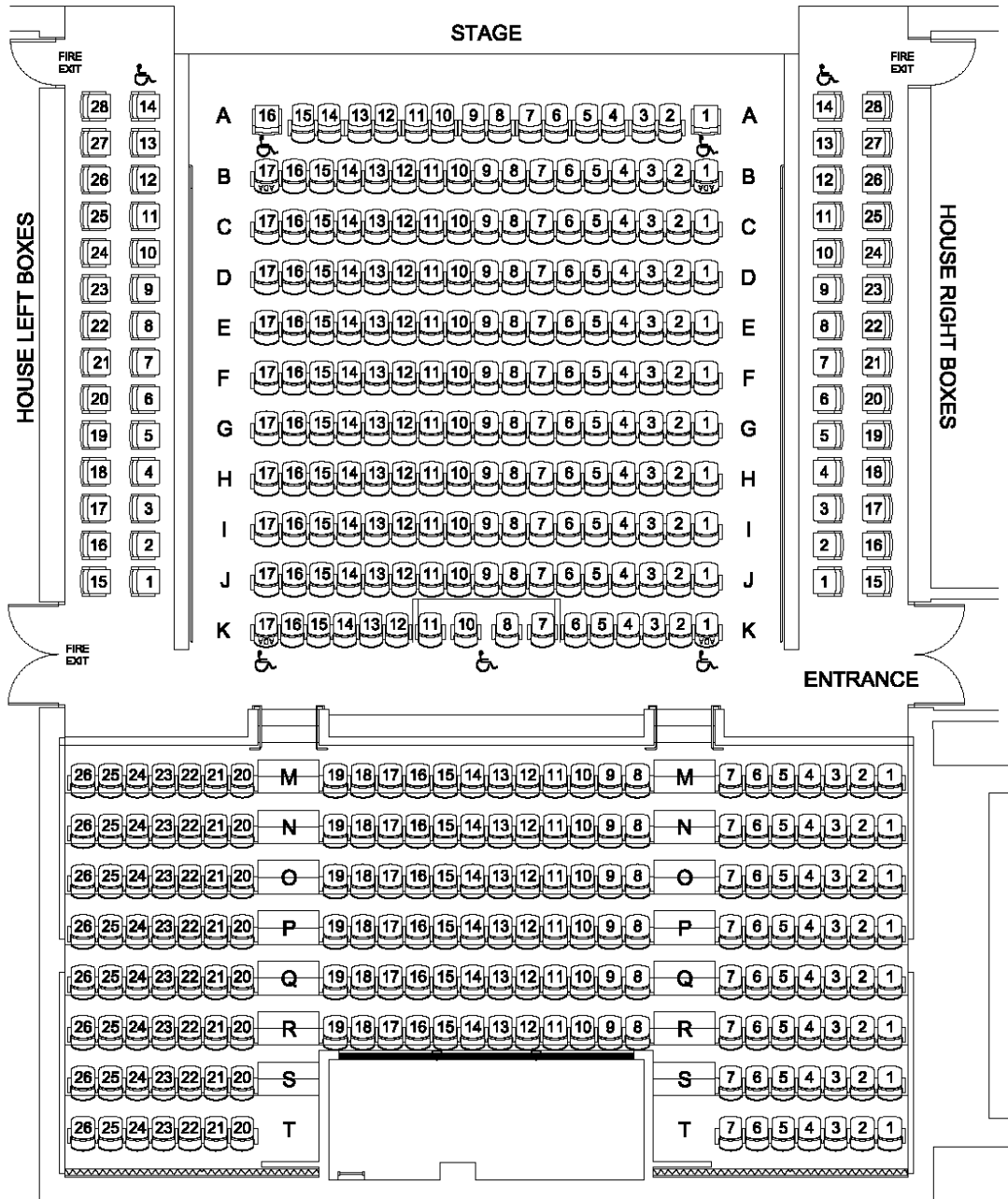
The projector operates using Extron and Creston video-processing equipment, unless using a VGA or RGB input which allows for computer operation.

Control Location

Inputs being operated through the Crestron system can be controlled Stage Left. Inputs being operated through computer are limited by input location, and length of cable.

THEATER SEATING CHART

Note: Seats Q8-11 and R8-11 are the location of the FOH audio mixing location.



Spruce Peak Performing Arts Center
Stowe, VT

Courtesy of Theatre Solutions Inc.
<http://www.theatresolutions.net/>