



SPRUCE PEAK ARTS

Spruce Peak Performing Arts Center (SPPAC) Technical Information Package

Revised:4/12/2021



Contents

Contact Information.....	3
House Policies	4
Merchandise	6
Theater Specifications.....	7
Lighting	9
Sound.....	11
On Stage Electrical	12
Live Stream and Recording.....	13
Projection	14
Miscellaneous House Equipment and Inventory	15
Directions to SPPAC.....	16
Medical and Emergency Information	17
Local Area Information.....	18
Theater Drawings	
Figure A: Seating Chart.....	20
Figure B: Ground Plan	21
Figure C: Section	22
Figure D: Key to B & C	23
Figure E: Stage Dimensions	24
Figure F: House Rep Plot	25

Please contact the Technical Director for further information or with questions.

CONTACT INFORMATION

Executive Director

Hope Sullivan hsullivan@sprucepeakarts.org Office: 802-760-4635
Cell: 347-203-7727

Technical Director

Belinda Emerson bemerson@sprucepeakarts.org Cell: 802-598-6446

Director of Services and Education

Julianne Nickerson jnickerson@sprucepeakarts.org Office: 802-760-4637

Finance Manager

Linda Hunter lhunter@sprucepeakarts.org Office: 802-760-4647

Development and Marketing Associate

Hayley Fein hayley@sprucepeakarts.org Office: 802-760-4638

Marketing Associate

Meghan Reichelt mreichelt@sprucepeakarts.org

Curator and Social Media Coordinator

Kelly Holt kholt@sprucepeakarts.org

HOUSE POLICIES

Personnel: A Spruce Peak Performing Arts Center (SPPAC) staff member must be present in the theatre for any activity within the building.

Theatre Entrance: All artists and their personnel should enter through the single door located at the rear of the theatre.

Backstage Access: Access is limited to authorized personnel of the artist and the staff of SPPAC. Any guests or visitors backstage must be approved by the Executive Director, Technical Director, or Director of Services prior to visitation.

Parking: All performers, technical staff and artistic personnel will need to park in the G Lot located south of the Arts Center. Any and all parking restrictions will be conveyed to the artist on the day prior to each event. The handicap accessible lot just south of the Arts Center is for load-in and load-out only and may not be used by any personnel during rehearsals and performances. Please contact the Director of Services to verify parking arrangements, as busy days at the resort can change this.

Marketing and Publicity: Placement of any posters, flyers, etc. in or around SPPAC is solely at the discretion of SPPAC management. The artist shall not affix any materials to the building directly. All marketing materials for the event must be approved by the Executive Director and/or designated representative prior to distribution or general market release.

Telephone and Internet: SPPAC provides high-speed internet connection via Wi-Fi throughout the facility. This may be restricted during performances that include live streaming.

Smoking: No smoking and/or vaping of any substance is permitted within the building of SPPAC. By Vermont Law, any smoking on the part of the artist must be done behind the Arts Center, 50' from the stage entrance, and all butts must be properly disposed of in the outdoor ashtray by the stage door.

Pyrotechnics: In accordance with Vermont fire codes, no open flame or pyrotechnics are permitted without the permission of the Fire Chief; this permission must be obtained no later than 2 weeks before the contracted event date. No internal combustion engines of any kind may be used at any time inside the facility. If your production utilizes pyrotechnics of any kind, please contact the Technical Director.

Food and Beverage: Outside food may not be brought into the theatre during any rehearsal, performance, or event without pre-approval. All backstage food and beverage must be coordinated through the Director of Services prior to the actual rental time in the facility.

House and Lobby Opening: The lobby is opened at least 1 hour prior to the scheduled time of the event, and the house is open to the patrons ½ hour prior to the scheduled time of the event. Any delay in the opening of the house, or the starting of the event, is done at the discretion of the Executive Director, Director of Services, and Technical Director.

Liquor: In accordance with the liquor license and the Vermont Department of Liquor Control, no unauthorized alcohol may be brought into the facility, no alcohol provided through concessions or hospitality may be removed from the building before, during, or after the event. Also, in accordance with the Vermont Department of Liquor control a bartender is required in the presence of any alcohol.

HOUSE POLICIES (CONTINUED)

Illegal Substances: Illegal drugs, controlled substances, and non-authorized alcoholic beverages are not permitted in or on the property at any time.

Security: Security is available at the request of the artist and must be contracted prior to arrival.

Stage: Bolting or fastening to the stage floor is expressly forbidden. Any attachments, including signage, to the stage walls must be reviewed with the Technical Director prior to approval.

Back Stage Support Areas: No taping, nailing, etc. in the dressing rooms, green room, or backstage walls is permitted.

House Curtains: Nothing may be affixed to any of the draperies or soft goods in the SPPAC.

Cables and Wiring: All cables and wiring for lights, sound, and effects must be run and taped securely along the floor, stage and house. Safety is under the discretion of the Technical Director.

Sound Check and Rehearsal: No audience is permitted at scheduled rehearsals or sound checks without prior approval of both artist and the Technical Director and/or Executive Director. In addition, SPPAC reserves the right to set the final volume levels for any sound in the facility.

Load-In Shoe Policy: During inclement weather, an “inside” and “outside” shoe policy will be put into effect in order to minimize the water and salt damage to the stage.

Cyclorama (CYC): Please take caution during load-in, load-out and other activities in the proximity of the CYC. It is a seamless piece of fabric (22' x 60') hanging upstage 4' from the back wall. It is awfully expensive and easily damaged. NEVER PLACE ANYTHING AGAINST THE CYC.

Strike/Load-Out: No on-stage strike may begin until the house is deemed “clear” by a member of the SPPAC staff. At the end of load out SPPAC staff and the visiting artists will do a joint walk through to make sure that all visiting inventory is loaded out and accounted for. Anything left in the building post event without prior approval of the Technical Director will be disposed of.

Dangerous Activity: If at any time the well-being of staff, patrons or equipment is threatened or jeopardized, it is within the power of the SPPAC staff to terminate these actions immediately.

MERCHANDISE

The selling of merchandise is established during the contract phase. If the artist chooses to sell merchandise, it will be sold in the Lobby of the SPPAC. Arrangements for tables, chairs, skirting, easels, power or related items can be made with the Director of Services.

The profit split of merchandise is an 80/20 split after Vermont State Tax if the performer chooses to have a member of the SPPAC Staff act as the Seller. If the artist provides his or her own Seller, the profit split of merchandise is 85/15, unless otherwise dictated per contract. House policy dictates that both a pre- and post- show count of inventory must take place; at the start of the event, and the closing of the lobby both the seller and SPPAC Staff must sign off on profit split and inventory.

Please note that there is no in-house credit card machine available for merchandise, and the accepting of personal checks is done at the discretion of the artist.

Any inventory or material left behind after the load out of an event is subject to disposal. In addition, arrangements can be made to mail remaining inventory at the artist's expense.

THEATER SPECIFICATIONS



See Figures on Pages 20-24 for additional information.

General Information

The SPPAC stage is an open proscenium, platform stage. Lighting positions are accessed via an overhead catwalk and tension grid system. The theater does not have a fly system. Stationary scenic elements can be installed below the grid with prior approval from the Technical Director.

Seating Capacity and Layout (see Figure A page 20)

Seating Capacity: 417

Box Seating may be adjusted only under the permission of the Director of Services.

Maximum Room and Stage Occupancy: 649

Dressing Rooms and Green Room

The SPPAC has two dressing rooms (average capacity 10 & 12 adults) with lighted mirrors, chairs and clothing racks. Hangers, hand towels, and bath towels are provided. Two ironing boards, irons, and steamers are available for artist use.

Each room has WiFi, a sound system for monitoring the show in progress, and a 2 channel Clear-Com intercom system.

Located in close proximity to the dressing rooms are 3 restrooms; one of which has a private shower available for artist use.

The Green Room is furnished with armchairs, a couch, coffee table, microwave oven, and small refrigerator. Any items provided by hospitality will be located on tables in the Green Room, unless otherwise specified.

THEATER SPECIFICATIONS (CONTINUED)

Loading Access

Access to the theater is via a ramp from the parking lot that leads to a double door, and single door, on the south side of the building. SPPAC does not have a loading dock.

Loading access to the stage is upstage left through a set of double doors, 8'-0" high by 6'-0" wide, which lead directly to the stage. There is a crossover upstage of the back wall, 7'-6" wide and 10'-0" high.

Stage Deck

The stage deck is a sprung finished wood floor, finished in a flat ebony stain. Any bolting or fastening to the stage floor is expressly forbidden. For an additional fee, the stage floor can be completely covered with black Rosco Andagio Marley. The Marley spans the entire proscenium opening and from the downstage edge of the stage floor upstage to the cyclorama. If the Marley is to be used during a performance, SPPAC requests that no high-heeled shoes or tap shoes be worn by the artist.

Soft Goods

Masking is provided with dead-hung borders, two sets of black velour legs on tracks, and a full stage split black velour on a traveler. The full stage blacks can serve either as masking or a full stage black backdrop. The legs and traveler can be tracked completely off to the stage walls. In addition, a white cyclorama located upstage is on a traveler and can be stored offstage right. There is a red velour main drape that covers the full width of the proscenium.

Stage Dimensions (see Figure B thru E, pages 21-24)

- Proscenium Height: 23'-10", 20'-8" with fixed teaser
- Proscenium Width: 56'-4" (the width can be adjusted using the main drape and/or 8' tracked wood panels)
- Apron to Back Wall: 34'-3"
- Plaster Line to Back Wall: 31'
- Plaster Line to Cyclorama: 28'
- Bottom of Boarders 21'-9"
- Curtain Line to 1st Leg: 6'
- Curtain Line to 2nd Leg: 12'
- Curtain Line to Traveler: 19'
- Curtain Line to CYC: 25'
- Curtain Line to Back Wall: 28'
- Full Stage Width: 77'-6"
- SL/SR Wing Space (Proscenium to side wall): 10'-7"
- Stage to Wood Beam Center Stage (Upstage/Downstage): 24'-5"
- Stage to Wood Beam Mid Stage (Stage Left/Right): 23'-10"
- Stage to Tension Grid: 26'-6"
- Height to Electrics: 28'-6"
- Loading Door: 8'-0" high by 6'-0" wide
- Crossover: 6' wide, 73' long, 10' high

LIGHTING

Throw Distances and Angles

- Catwalk: throw 40'; angle 45 deg
- House Boom 1: throw 33.5-39'; angle 17-34 deg
- House Boom 2: throw 46-48'; angle 13-27 deg
- Over Stage Electrics: throw 28'-6"

Stage Lighting Control

- ETC ION Console 1000 with dual monitors and a 2x20 fader wing.
- The primary control location is the Control Booth located at the back of the House. Control is also possible from stage left/right and/or in the house. Remote control via an IPAD with ETC iRFR Remote Control.
- (161) 15 Amp Dimmers
 - (32) Front of House Catwalk and House Boom 2
 - (12) House Boom 1
 - (101) Over Stage Electrics (Cyc lights require 15 circuits when used)
 - (16) On stage
- (5) 15 Amp Dimmers dedicated to House Lights

Lighting Equipment Inventory (See page 25 for Rep Plot and allocation of instruments; Inventory can be shifted when necessary)

Fixtures

- (24) ETC Source 4- 19°, 575 wt
- (24) ETC Source 4- 26°, 575 wt
- (38) ETC Source 4 36°, 575 wt
- (12) ETC Source 4 Zooms (25-50°), 750 wt
- (2) ETC Source 4 Zooms (25-50°), 750 wt (curtain warmers)
- (2) ETC Source 4- 19°, 750 wt, on ETC Follow Spot yoke
 - with iris and color changers
- (24) ETC Source 4 Par EA, 750 wt
 - lens kit VNSP, NSP, MFL, WFL
- (10) ETC Source 4 ParNel 25-45°, 750 wt
- (5) Selecon Aurora 3-Cell Cyc Lights, 1000 wt/cell

House Plot (see Figure F page 25)

The house plot consists of the following systems...

- 5 front wash
- 3 down wash
- 1 high side wash
- 1 back light wash
- 8 19° specials
- Red, Green and Blue gel colored CYC lights

LIGHTING (CONTINUED)

Color and Templates

SPPAC is primarily a Rosco house with a variety of colors and a limited gobo inventory. SPPAC is willing to accommodate special color and template orders with advance arrangement.

Accessory Inventory

- (30) ETC "B" Size Gobo Holders
- (10) ETC "A" Size Gobo Holders
- (12) 6.25" Donuts
- (10) 7.5" Barndoors
- (2) 6.25" Iris's
- (74) 6.25" Color Frames
- (80) 6.25" HD Color Frames
- (74) 7.5" Color Frames
- (2) 6" Booms
- (6) 16' Booms with 50lb. bases
- (2) 18' Booms with 50lb bases
- (48) Sidearms

Special Effects

- Ultra-Tec Radiance Hazer (wired remote, DMX control and stand-alone operation)

NOTE: If a production utilizes any equipment or props that cause smoke or haze, SPPAC will need to turn off the air handlers in the building. Use of these props are weather dependent and permission to use them will be decided day-of-show by the Technical Director.

Stage/Grid Work Lights

Over-stage work lights are a combination of fluorescent and incandescent fixtures that are controlled by two hard switches located stage right, and at the hatch located above the control booth.

House and Vestibule Lights

The house and vestibule lights are controlled via two separate protocols: the Paradigm system, and the lighting console in the booth. The house lights use dimmers 166, 168-170. The vestibule lights use dimmer 167.

Aisle and Knee-wall Lights

The aisle and knee-wall lights are in the house and around patron seating. Vermont fire code states that these lights must remain on if a patron is present. These lights are controlled by two switches located on the left wall in the control booth.

SOUND

Audio Control

- FOH Console Midas M32
 - 32 input/ 16 output
 - Compression, gates, and four band parametric EQ for each channel and aux outputs.
 - 31 band EQ on all outputs
 - Remote control via IPAD and M32 Mix App
- The primary control location is front of house mezzanine (see Seating Chart Figure A page 20, seats Q8-11 and R8-11). Control is also possible from mid house and the control booth at the back of house.
- Monitor Console Soundcraft Spirit
 - 48 input/ 12 output
 - 4 band, 2 sweepable parametric eq per channel
 - 8 Monitor mixes w/31 band eq

Amplifiers

- Main: (2) d&b D12
- Monitors: (2) QSC CX168 providing 8 monitor mixes
- Surround Sound: QSC CX254

House Speakers

- (4) d&b C7
- (2) d&b B2 Subwoofers
- (2) QSC K8 front fills

Surround Sound

- (4) Renkus-Heinz RH

Monitor Speakers

- (2) JBL SRX700 (bi-amped)
- (4) JBL MRX500 (bi-amped)
- (4) Renkus-Heinz 12" w/horns

Microphones

- (2) Shure SM 81
- (5) Shure SM 57
- (3) Shure SM 58
- (3) Shure Beta 58A
- (2) Shure SM 86
- (1) Shure Beta 52
- (3) Sennheiser E604
- (5) Countryman Type 58 DI
- (1) Whirlwind IMP 2 DI
- (1) Proco CB-1 DI

SOUND (CONTINUED)

Wireless

- (4) Channels Shure ULX
- (4) Shure ULX SM58 Handheld Transmitters
- (2) Shure ULX Belt Pack Transmitters
 - (1) Shure 183 Omni Lapel Mics
 - (2) Shure 185 Cartiod Lapel Mics
 - (2) Shure Countryman E6 Headset Mics

Microphone Stands

- (10) tall triangle base
- (4) tall round base
- (6) medium round base
- (9) booms

Miscellaneous

- (2) Guitar Stands
- (1) keyboard stand
- (1) Double Deck Denon CD Player
- (3) Yamaha MSP5 Studio Powered Monitor

Production Communications/Monitors

- Clear-Com MS702 2-Channel Master Station
- Clear-Com RS602 (6) 2-Channel Belt Packs, (6) Headsets
- Clear-Com KB-701 Clear-Com Stations (located in each dressing room)
- Clear-Com KB-702 Clear-Com Station (located in the Green Room)
- Monitors are located in backstage restrooms, dressing rooms and green room.

Assisted Listening System

- Listen Technologies LT-800-972 Complete RF System with (8) LR-400 8 RF Receivers

ON STAGE ELECTRICAL (SHARED BETWEEN LIGHTING AND SOUND)

Power available on Stage (shared between lighting and sound)

- 100 Amp, 120/208V, 3Ø (5 wire with Camlocks)
- (6) 20Amp Duplex Circuits located Stage Left
- (6) 20Amp Duplex Circuits located Stage Right

LIVE STREAM AND RECORDING

General

Use of streaming and/or recording capabilities must be determined during the contract phase.

SPPAC has the capability to multicast to any RTMP platforms. We can also record video in MP4 or MOV formats and multi-track audio upon request. The 3 power/tilt/zoom cameras are located house left, center, and right.

Equipment

- Wirecast Gear 420 with Wirecast Studio Production Software
- (3) BirdDog Eyes P200 PTZ Cameras
- (1) BirdDog Keyboard
- (2) HP 21" Monitors
- (1) Focusrite Scarlet 2i2
- (1) Ebtech Hum Eliminator HE-2-XLR

PROJECTION

General

Use of the projector must be determined during the contract phase.

Projector

- Christie D Series LWU601i-D mounted in the control booth back of house.
 - Image brightness 6000 ANSI lumens
 - contrast 10,000:1 full on/off
 - color reproduction 1.074 billion
- Inputs
 - (2) HDMI connectors
 - (1) DisplayPort
 - (1) HDBaseT
 - (1) D-sub 15 pin (RGB & Component)
 - (1) Composite video
 - (1) USB type A connector (for wireless USB dongle)
- Signals
 - HDTV formats VGA through to WUXGA (1920 x 1200)
 - Horizontal and vertical scaling while maintaining aspect ratio
- Outputs
 - (1) Monitor out D-sub 15 pin (RGB)

Projection Screen

- Dalite Professional Electrol with a 144"x256" viewing area. Refer to Section Drawing and Section Key, Figures C and D pages 22-23, for location.
- The screen can be raised and lowered from stage or the control booth. It takes approximately 40 seconds for the screen to come in and 45 seconds to go out.
- The CYC located at the rear of the stage may also be used as a projection surface.

Control/Input Locations

- VGA: The Control Booth, House Left, and 3 locations at the front of the Stage
- RGB: The Control Booth House Left.
- HDMI: The Control Booth
- Inputs being operated through the Crestron system can be controlled Stage Left. Inputs being operated through a computer are limited by input location, and length of cable.
- VCR, DVD, and Blu-Ray players are located in the control booth.

MISCELLANEOUS HOUSE EQUIPMENT

Note: quantity is in the brackets (qty)

Chairs

- (30) Orchestra Chairs
- (28) Black Chairs
- (6) Stools at 36"
- (2) Stools at 24"
- (58) Box Seat Chairs

Music Equipment

- (1) Yamaha C2 piano
- (35) Music Stands
- (55) Music Stand Lights

Wardrobe

- (2) Coat Racks
- (4) Z – Racks
- (2) Ironing Boards
- (2) Irons
- (2) Steamers
- (2) Quick Change Folding Screen

Stage

- (6) Risers 4' x 8'
- Riser Heights (Leg Sets)
 - (10) Sets 6"
 - (4) Sets 12"
 - (8) Sets 18"
 - (4) Sets 24"
- (2) Beam Clamps 12 (2 Ton)
- (2) 6' A-Frame Ladders
- (1) 10' A-Frame Ladder
- (1) 30' Extension Ladder
- (1) 13.5' Little Giant Adjustable Safety Cage - Type 1AA
- (6) Dollies
- (2) Hand Trucks
- (3 sets) Stairs
- (2) A/V Cart
- (10) Blue Clip Lights

DIRECTIONS TO SPPAC

From the Boston, MA Area

Take I-93 Northbound. This is a partial toll road. Exit to I-89 North, entering Vermont. Take exit 10 (Waterbury/Stowe). Turn right onto VT-100 N. Turn left onto VT 108 N/Mountain Road at three-way stop. Follow VT 108 for approximately 8 miles, before turning right into the Spruce Peak complex. Take your first left onto Hourglass Drive and the Performing Arts Center is on your right.

From the New York, NY Area

Take I-95 Northbound. This is a partial toll road. After approximately 70 miles, take exit 48 to merge onto I-91 N, passing through Massachusetts and entering Vermont. Take exit 10N to merge onto I-89 N. Take exit 10 (Waterbury/Stowe). Turn right onto VT-100 N. Turn left onto VT 108 N/Mountain Road at three-way stop. Follow VT 108 for approximately 8 miles, before turning right into the Spruce Peak complex. Take your first left onto Hourglass Drive and the Performing Arts Center is on your right.

From the New Haven, CT Area

Take I-91 Northbound. Entering Vermont, take exit 10N to merge onto I-89N. Take exit 10 (Waterbury/Stowe). Turn right onto VT-100 N. Turn left onto VT 108 N/Mountain Road at three-way stop. Follow VT 108 for approximately 8 miles, before turning right into the Spruce Peak complex. Take your first left onto Hourglass Drive and the Performing Arts Center is on your right.

From the Montreal, QC, Canada Area

Take QC-133 Southbound, entering the United States and Vermont. Continue onto I-89 S. Take exit 10 (Waterbury/Stowe). Turn right onto VT-100 N. Turn left onto VT 108 N/Mountain Road at three-way stop. Follow VT 108 for approximately 8 miles, before turning right into the Spruce Peak complex. Take your first left onto Hourglass Drive and the Performing Arts Center is on your right.

IMPORTANT NOTE: Route 108 between Jeffersonville and Stowe is narrow, winding its way between huge boulders. It is only one lane wide in spots and it is closed in the winter. Large trucks and busses get stuck in “The Notch” on a regular basis. Do not take this road. If you find you are in Jeffersonville, take Route 15 to Route 100 in Morrisville. It is worth the extra 30 minutes to drive around the mountain.

Please contact the Box Office if you have questions or need directions.

MEDICAL AND EMERGENCY INFORMATION

Nearest Hospital...Copley Hospital

528 Washington Hwy
Morrisville, VT
(802) 888-8888
EMERGENCY ROOM SERVICES

Emergency Numbers

DIAL 911 FOR ALL EMERGENCIES
Stowe Police Department (802) 253 7126
Stowe Fire Department (802) 253-4315
Lamoille Ambulance Services (802) 635-7724
Waterbury Ambulance Services (802) 244-5003



Urgent Care

ExpressCare Waterbury 76 McNeil Road, Waterbury Center (802) 241-1532

Area Physicians

Stowe Family Practice	1878 Mountain Rd #3, Stowe, VT	(802) 253-4853
Stowe Family Dentistry	593 Pucker Street, Stowe, VT	(802) 253-4157
Myeyedr (Optometrist)	1248 Rt 100S, Stowe, VT	(802) 253-6322

Area Pharmacies

Osco @ Shaw's	820 RT 100S, Waterbury, VT	(802) 241-4115
Rite Aid	48 Congress St. Morrisville, VT	(802) 888-2226
Kinney Drug	80 South Main Street, Waterbury, VT	(802) 244-8458
	90 Morrisville Plaza, Morrisville	(802) 888-5244

LOCAL AREA INFORMATION

Hotels and Lodging

The Lodge at Spruce Peak

7412 Mountain Road
Stowe, VT 05672
(802) 760-7400 or (802) 253-3560
Note: Gym and Spa Services

Restaurants and Bars

Hourglass Lounge

Located in Stowe Mountain Lodge

Solstice Restaurant

Located in Stowe Mountain Lodge

For more lodging, restaurants and bars, please contact:
Hope Sullivan (802) 760 4635 hsullivan@sprucepeakarts.org

Banks

TD Bank

39 Main Street
Stowe, VT 05672
(802) 253-7368

Union Bank

47 Park St.
Stowe, VT 05672
(802) 253-6600

People's United Bank

1069 Mountain Road
Stowe, VT 05672
(802) 253-8525

Post Office

United States Post Office

105 Depot Street
Stowe, VT 05672
(802) 253-7521

The UPS Store

112 South Main Street
Stowe, VT 05672
(802) 253-2233

Vehicle Repair

Willie's Village Auto

100 Weeks Hill Rd.
Stowe, VT 05672
(802) 253-8552
Note: Large vehicle repair

253-AUTO

745 South Main Street
Stowe, VT 05672
(802) 253-9979

LOCAL AREA INFORMATION (CONTINUED)

Gas Stations

Alpine Mart/Valero (Shell)

968 Mountain Road
Stowe, VT 05672
(802) 253-8932
Note: Diesel Available

Billings Mobil

RT 100, near I-89
Note: Diesel available

Maplefield's at Stowe (Mobil)

14 South Main Street
Stowe, VT 05672
(802) 253-8843
Note: Diesel available but
difficult to get to with large
vehicles

Hardware Stores and Lumber Yards

Stowe Hardware & Drygoods

430 Mountain Rd.
Stowe, VT 05672-5186
(802) 253-7205

RK Miles

785 Sylvan Park Road
Stowe, VT 05672
(802) 253-8516

Music Stores

Guitar Sam

71 Main St
Montpelier, VT 05602
(802) 229-0295

Advance Music

75 Maple St.
Burlington VT 05401
(800) 660-8652

Groceries

Shaw's

751 Maple Street
Stowe, VT 05672
(802) 253-4793

Harvest Market

1031 Mountain Road
Stowe, VT 05672
(802) 253-3800

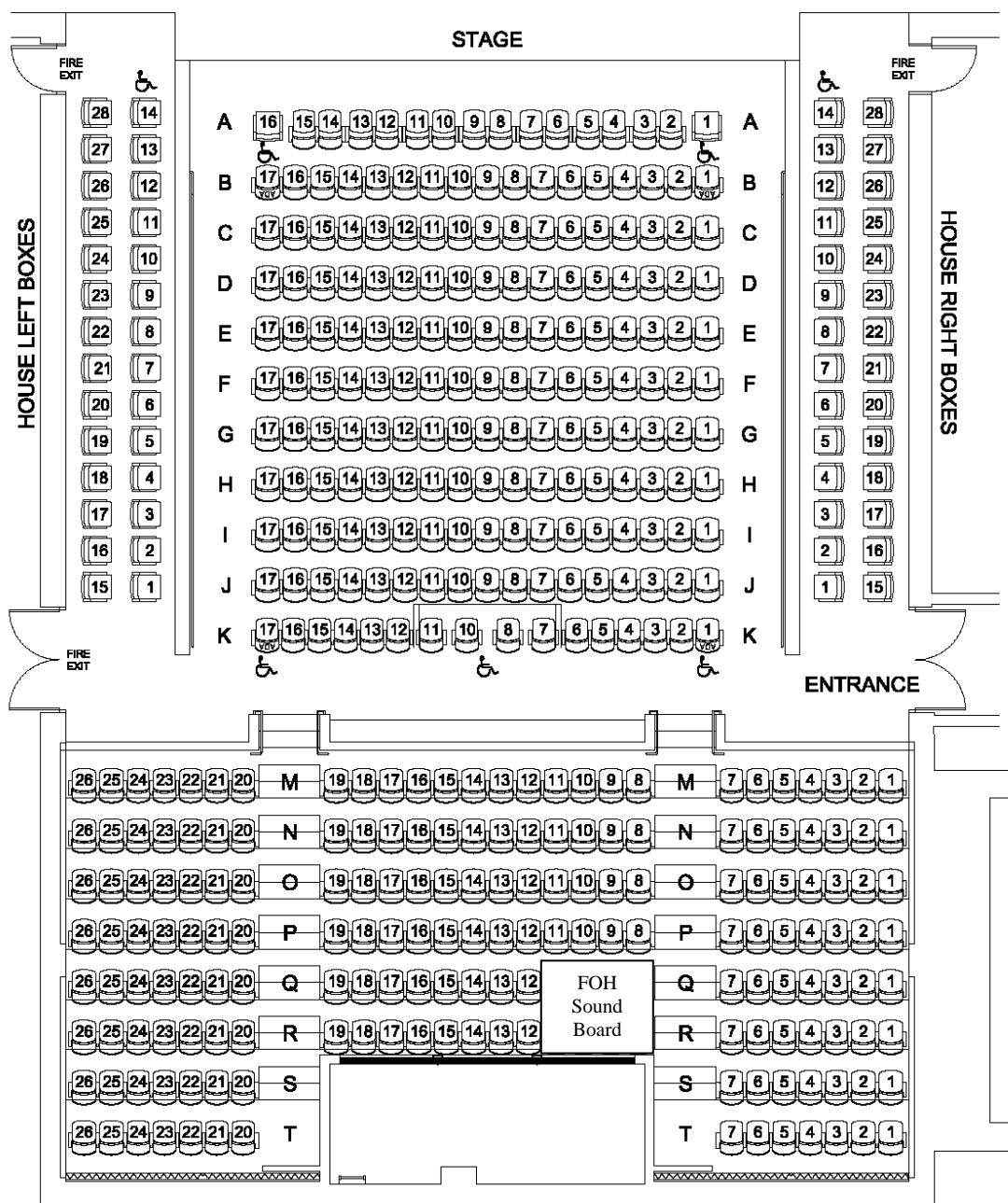
Mac's Market

88 South Main Street
Stowe, VT 05672-4871
(802) 253-4576

Commodities Market

512 Mountain Road
Stowe, VT 05672
(802) 253-4464

FIGURE A: HOUSE SEATING CHART



**Spruce Peak Performing Arts Center
Stowe, VT**

Courtesy of Theatre Solutions Inc.
<http://www.theatresolutions.net/>

FIGURE B: GROUND PLAN

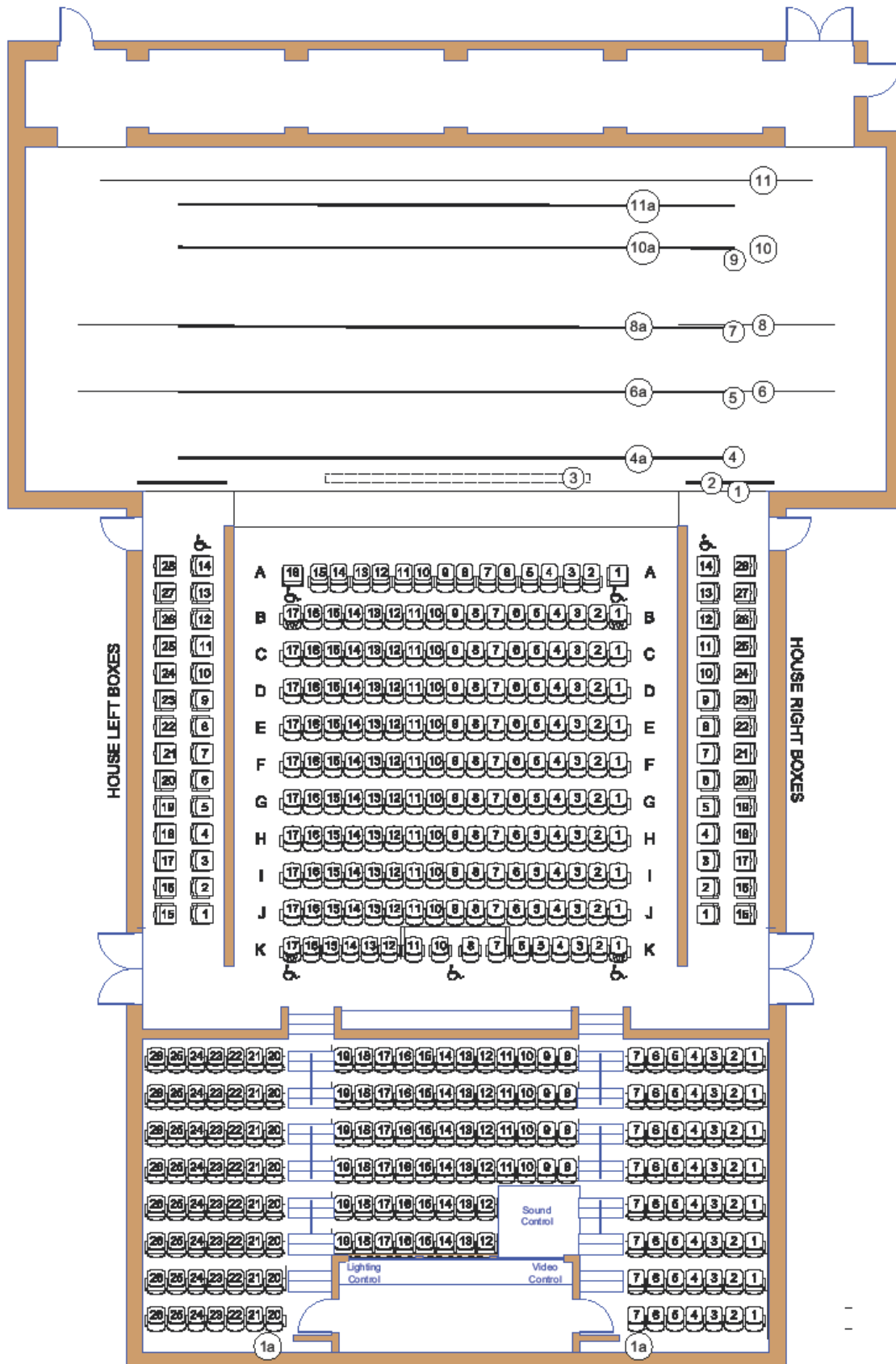


FIGURE C: SECTION DRAWING

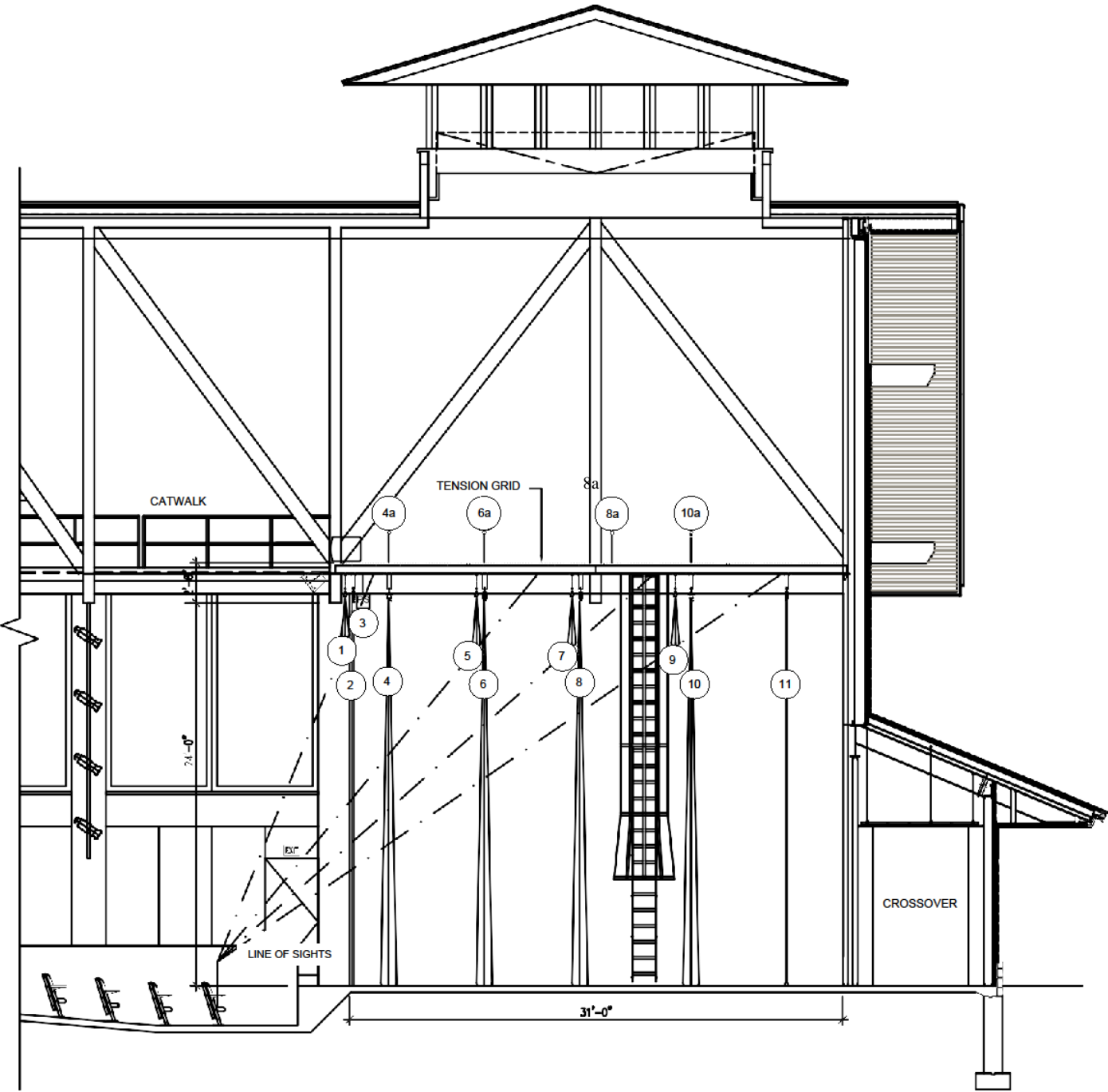


FIGURE D: KEY TO FIGURE B AND C

#	Description	Distance from Proscenium	Quantity/ Width x Height	Fullness	Material	Color	Track Model	Track Length	Remarks
1a	Acoustic Curtains	-77'-6"	2 @ 14'-0" x 14'-0"	50%	Virtue 20 oz. Combed Cotton	Red Plum	T-60	28'-0"	Next to Equipment Room
1	Valance	0'-3"	58'-0" x 2'-6"	50%	Majestic	Red Plum			Dead Hung Pipe
2	Stage Panel	0'-9"	2 @ 8'-0" x 24'-0"		Wood on Metal Frame	Black	T-60	18'-3"	Dead Hung
3	Projection Screen	1'-0"	21'-4" x 12'-0"						Viewing Area
4	Main Curtain	3'-0"	2 @ 36'-0" X 24'-0"	50%	Majestic	Red Plum	T-70	56'-0"	Dead Hung
4a	1st Electric	3'-0"							Above Tension Grid
5	1st Border	8'-6"	69'-0" X 3'-0"	0%	Virtue 20 oz. Combed Cotton	Black			Dead Hung Pipe
6	1st Leg	9'-0"	14'-0" X 24'-0"	0%	Virtue 20 oz. Combed Cotton	Black	T-60	14'-0"	Dead Hung
6a	2nd Electric	9'-0"							Above Tension Grid
7	2nd Border	14'-6"	69'-0" X 3'-0"	0%	Virtue 20 oz. Combed Cotton	Black			Dead Hung Pipe
8a	3rd Electric	14'-10"							Above Tension Grid
8	2nd Leg	15'-0"	14'-0" X 24'-0"	0%	Virtue 20 oz. Combed Cotton	Black	T-60	14'-0"	Dead Hung
9	3rd Border	21'-0"	69'-0" X 3'-0"	0%	Virtue 20 oz. Combed Cotton	Black			Dead Hung Pipe
10	Rear Traveler	22'-0"	2 @ 36'-0" X 24'-0"	0%	Virtue 20 oz. Combed Cotton	Black	T-70	72'-0"	Dead Hung
10a	4th Electric	22'-0"							Above Tension Grid
11a	CYC Electric	25'-9"							Below Tension Grid
11	Cyclorama	28'-0"	64'-0" X 24'-0"	0%	White Muslin	White	T-60	64'-0"	Dead Hung

FIGURE F: HOUSE PLOT

